




D.A.V.P.S. PUSHPANJALI ENCLAVE
KINDERGARTEN WING



UKG-2026
KIDS
SUMMER TIME
FUN QUEST



CREATIVITY

21st MAY TO 30th JUNE

School reopens on Wednesday 1st July 2026



FUN TIME

Bright sun shining up so high,
Kites go dancing in the sky,
Mangoes sweet and days so long,
Summer sings a joyful song!



PLAYING

NAME : _____

CLASS: _____

Made with PosterMyWall.com





Dear parents,

Summer Vacation ! A time to rejoice relax and recreate for the children . It's time when you can spend quality time with your children and try to discover their hidden potential, to realize their talents and raise their self-esteem. Besides relaxing, there should be a healthy mix of play and work. Punctuate their relaxed moments with constructive and creative work; this will surely enhance their confidence.

Good Parenting

Encourage your child to take healthy food.

- Take your child for fun outings to spend quality time with them & develop an everlasting bond.
- Make sure that your child completes his/her homework neatly & independently.
- Read stories to your child and ask him/her to narrate it, recall characters and incidents in the story.
- * Encourage use of magic words like 'Thank you', 'Please', 'Excuse me' and 'Sorry.'
- * Ask them to help their grand parents in small chores like handing over a glass of water or their pair of glasses etc.

Positive Social behaviour

- * Ask them to lay table for dinner with you.
- * Guide the child to keep his/her toys and belongings! back in their place.
- * Plant a garden of herbs and vegetables ,water them and watch them grow.
- * Encourage him/her to make his/her own cold cereal
- * Arrange for pajama party at home.

Hygiene

- * Inculcate the habit of brushing teeth twice daily.
- * Trim their nails regularly.
- * Teach them ways to Keep their surroundings clean.
- * Never throw things out of the windows, car or balcony.

Be The Planet Protectors

ADOPT A PLANT

As we are growing up, So it's time to take up a Responsibility. Let's Adopt and take care of a Plant and take it's Before and after picture

Be a water inspector :Close any leaky tap you see.



Some kids movies to watch !

Movie Suggestions

*The Jungle Book

*Kungfu Panda

*Home alone

*Stuart Little

*Bal Ganesha

D.E.A.R.

Drop Everything and Read.

Set aside time to read together at home. Bedtime and other quiet times, like the afternoon, work well. Cuddle with your child and read their favorite book using lots of voice modulation. This will help them in developing their reading habit.

SOME SUGGESTIONS

I can Read (Level 1)

Very Hungry Caterpillar etc.

Good Night Series

Bubbles The litterbug

Snow white

The Frog Prince

Make your father feel special on Father's Day !

Make an attractive greeting card & paste photo of (father with the child) with a message in it.

On the special occasion of Father's Day, help children to prepare one flameless dish for their loving and caring father. Take a pic while presenting it to them.

You can treat them with a Sandwich/Bhelpuri/Lemonade



Here are some creative activities assigned to you according to your Roll No.s.. Check your Roll No. from the list shared in class group and prepare accordingly.

Roll NO.s 1-15

Colourful & Attractive Hindi Flash Cards


- ❖ Make flash cards according to the instructions shared on class WhatsApp group.



Roll NO.s 16-25

English-Slider of Rhyming Words

- ❖ Make a slider of rhyming words of the vowel allotted to you as per your roll no.
- ❖ Reference pic and link shared here
- ❖ https://youtube.com/shorts/ozCdVu-04_Y?si=KSOzHb8bW8d7cdnU



Roll NO.s. 26-37

English phrases –Reading Board.

- ❖ Make a reading board of phrases of the vowel allotted to you as per your roll no. on a half card board.
- ❖ A picture on the left side and phrase written in front of it. Reference pic shared here



Roll NO.s. 38-43

Maths –Addition/Subtraction activity.

- ❖ Make addition board as shown in the video.
- ❖ Reference you tube link shared below

<https://youtube.com/shorts/C5wuIFgfPAU?si=Z7RTMxlpLF7cbAcZ>

Creative Corner



- ❖ Make a POPSICLE NUMBERS BOARD as shown in the picture on half a card board.
- ❖ A guiding video is shared on the Whats App group.



Creative Hands- Make anything creative using paper quilling activity. eg: Tree, Peacock, Umbrella, doll etc


Paper quilling Ideas

- ❖ A Pen Stand
- ❖ A trinket Box
- ❖ A-4 size Pastel sheet decorated with paper quilling



- ❖ **ECO CLUB ACTIVITY :**
- ❖ Follow the 3 R's principle :reduce ,reuse recycle!
- ❖ Drink a lot of water and keep yourself hydrated.
- ❖ Make a small bird's nest.

•A little Imagination
•Some Creativity &
I create Magic!



•**Spark Your Imagination:** Take printouts of the sheets shared below and decorate them beautifully as instructed.



Decorate this picture with coloured pom poms

NAME _____ CLASS _____

Decorate this picture with small size mirrors.

NAME _____ CLASS _____



Paste coloured cotton balls in the given picture

NAME _____ CLASS _____



Colour the giraffe & paste black bindi on circles of giraffe

NAME _____

CLASS _____



Play, Move And Learn For a Fun Summer Mission

Click and Paste pictures of your child while doing these activities and make a beautiful collage on an A3 size sheet. Encourage your child to speak 2–3 lines about the activities.

Visit a nearby garden/park and let your child enjoy these activities:

- Skipping
- Cycling
- Ball Dribbling
- Clay Modeling
- Playing in the Garden Click pics of the child while performing these and make an activity collage with a beautiful frame.

Prepare a rhyme on any one of the following topics :

- 1) पर्यावरण
- 2) स्वच्छता
- 3) मेरा परिवार
- 4) जानवर हमारे मित्र
- 5) अच्छी सेहत
- 6) Also prepare attractive props related to the poem for Recitation activity to be held in the month of July.

- ❖ This is a Fitness, Fun, and Knowledge package for A Happy Holiday Mix! Hope you enjoy doing this fun package.
- ❖ Compile the sheets in a beautifully decorated ,self created paper bag or a file folder.
- ❖ Don't forget to write your name and class on each and every sheet/craft item you prepare.

